

GUIDE TO 26 FEDERAL PLAZA

聯邦廣場26號指南

NEW YORK CITY, NY

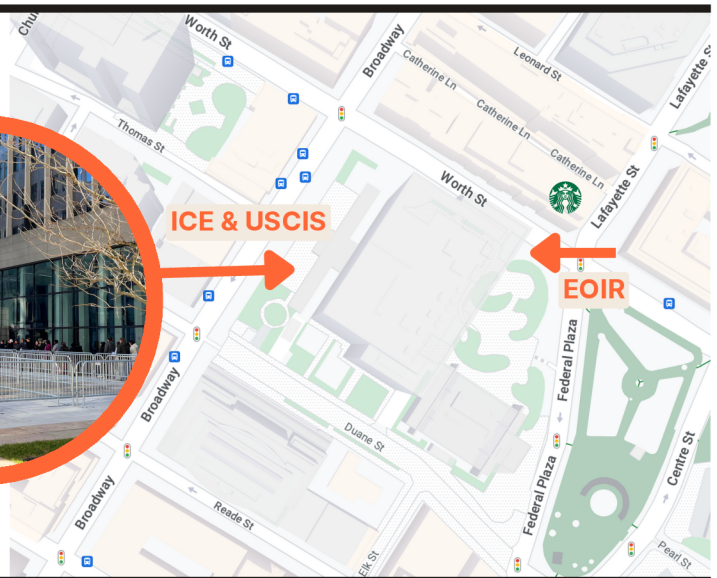
WHERE TO LINE UP 排隊開始的地方

Use Broadway Entrance

使用百老匯入口

You may not be allowed through security until 30 minutes before your appointment.

您可能要在預約前30分鐘才能通過安檢。



PHRASES FOR COMMUNICATING WITH GUARDS

與警衛溝通的短語

I do not speak English.

我不會說英語。



I have an appointment sheet.

我有一張預約表。



Please direct me where to go, I have an appointment with:

請告訴我要往哪裡去，我有一個預約：



ICE
ICE



USCIS
USCIS



immigration court
移民法庭

I have a question about my case, and want to speak to a court clerk.

我對我的案件有疑問，想與法庭書記官交談。



Updated August 24, 2024

GOING THROUGH SECURITY 通過安檢



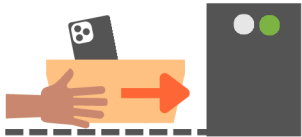
Bring your appointment notice and have it ready to show to guards.

帶上您的預約通知並準備好向警衛展示。



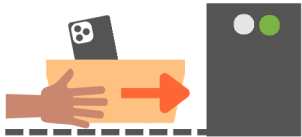
No weapons, including knives, pepper spray or sharp metal objects.

禁止攜帶武器，包括刀具、胡椒噴霧或鋒利的金屬物體。



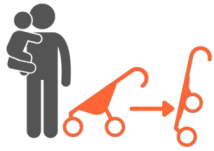
Empty all pockets. Remove your coat. Guards may ask you to remove your shoes.

清空所有口袋。脫掉你的外套。警衛可能會要求您脫掉鞋子。



Put electronics in bins. Put bins through x-ray scanner.

將電子產品放入安檢托盤。將安檢盒子放入x光掃描儀中。



Hold babies. Fold strollers and put them through x-ray scanner.

抱著嬰兒並折疊嬰兒車。



Wait until it's your turn to go through the metal detector. Guards may ask you to stand in a t-shape with legs spread slightly apart. They may wand both your front and your back.

等到輪到你通過金屬探測器時。警衛可能會要求您站成 T 字形，雙腿稍微分開。他們可能會用電了儀掃描你的正面和背面。



When you are finished, take your bin and quickly move away from the security checkpoint to re-pack your things, so that other people can be waved through.

完成後，拿起安檢托盤並快速離開安檢站，重新收拾好自己的物品，以便其他人可以通過。

FINDING YOUR APPOINTMENT ROOM 查找您的預約房間



When you've passed through security, check your appointment sheet for the correct room. E.g., Room 11-212 is room 212 on the 11th floor

通過安檢後，請檢查預約表中是否有正確的房間。例如：11-212室為11樓212室

SCAN FOR MORE INFORMATION

掃描以獲取更多信息

